

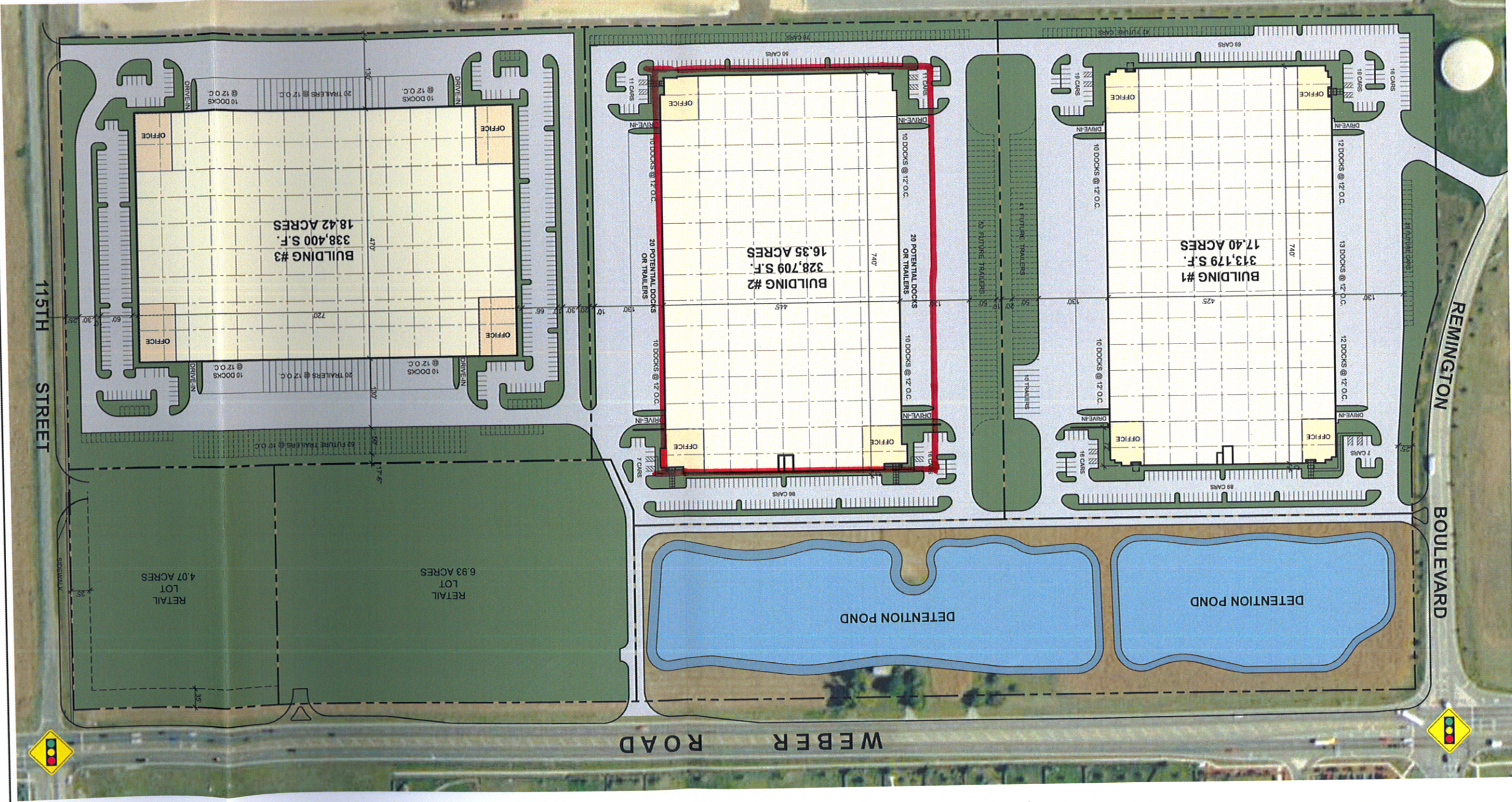


TOTAL BUILDING AREA: 980,288 S.F.  
TOTAL SITE AREA: 52.17 ACRES

**BUILDING #3**  
SITE AREA: 18.42 ACRES  
BUILDING AREA: 338,400 S.F.  
PARKING PROVIDED: 286 CARS  
49 FUTURE  
FUTURE PARKING: 40 TRAILERS  
DOCKS PROVIDED: 40 EXTERIOR  
40 FUTURE  
4 DRIVE INS

**BUILDING #2**  
SITE AREA: 16.35 ACRES  
BUILDING AREA: 328,709 S.F.  
PARKING PROVIDED: 191 CARS  
FUTURE PARKING: 76 CARS  
53 TRAILERS  
DOCKS PROVIDED: 40 EXTERIOR  
40 FUTURE  
4 DRIVE INS

**BUILDING #1**  
SITE AREA: 17.40 ACRES  
BUILDING AREA: 313,179 S.F.  
PARKING PROVIDED: 204 CARS  
10 TRAILERS  
FUTURE PARKING: 75 CARS  
41 TRAILERS  
DOCKS PROVIDED: 57 EXTERIOR  
23 FUTURE  
4 DRIVE INS



555 PENCE ROAD, SUITE 100  
175CA ILLINOIS 60143  
TEL: 630.773.3551  
FAX: 630.773.3599